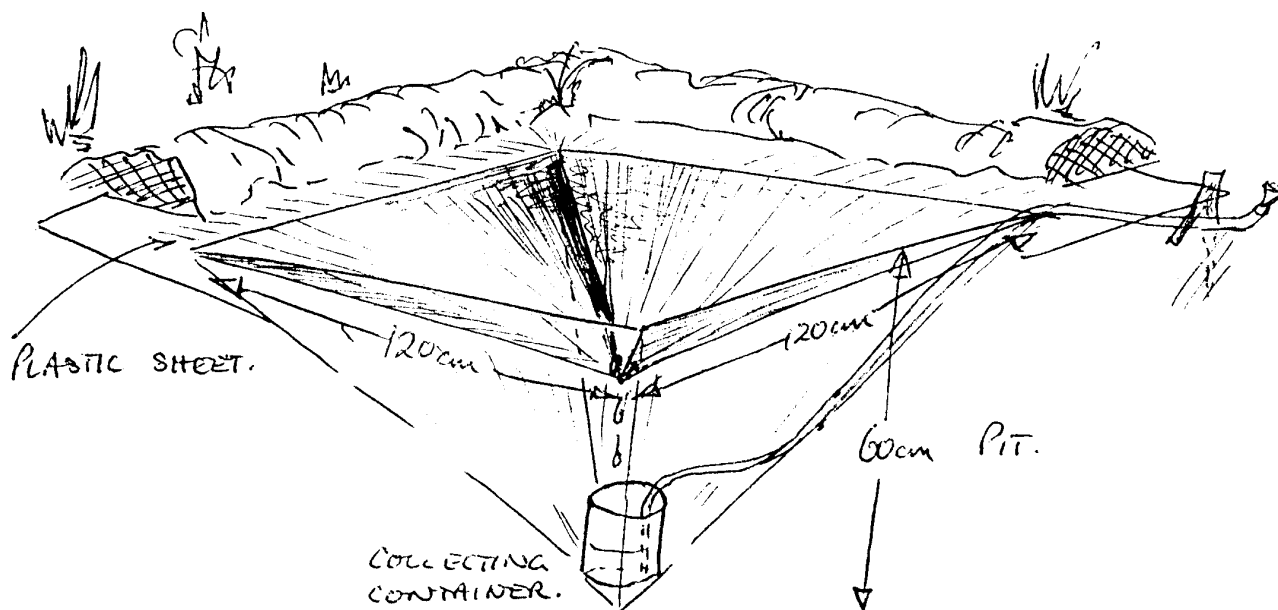


Solar Still



Objective

To collect water wither in dry regions or as a means of purifying water where the only available water is undrinkable.

Design

Consists of a 120cm square hole, about 60cm deep, covered by a 2m² sheet of plastic, weighted in the middle with a stone. Below this is a water container. A pipe can be used to facilitate emptying.

Theory

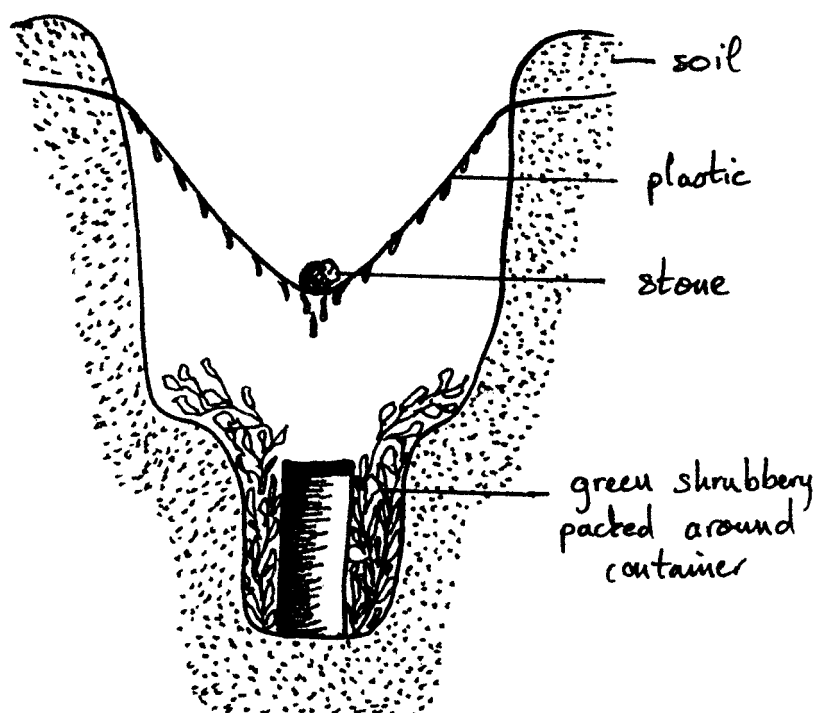
The solar still works best in hot weather over moist ground or with foliage in the pit. The heat is trapped under the sheet and causes moisture to rise. The water condenses from this vapour and runs down the sheet and drips off the centre below the stone and into the container. Black plastic captures the most heat.

Advantages

Pure water where it is otherwise dirty or absent. Can also be used to distill fresh water from salt water.

Disadvantages

The distilled water can taste unpleasant, but it's safe and clean.



Water Filter

WATER FILTER

*FILTERING CLARIFIES... IT DOES NOT PURIFY!
BOIL FILTERED WATER WELL... FOR 5 MINUTES,
BEFORE USING FOR DRINKING
OR COOKING, ETC.*

POUR WATER
IN HERE

FILTER-CAN CONTAINS LAYERS
AS FOLLOWS:

WATER


PEBBLES

CHARCOAL

SAND

ON TOP OF ANOTHER
LAYER OF PEBBLES

NAIL
HOLES



AFTER FILTERING WATER
REMOVE FILTER-CAN, AND
WOOD SUPPORTS, AND
COVER DRUM TO KEEP
OUT INSECTS, DUST, ETC.

THIS SIMPLE METHOD
HELPS PREVENT WATER-
BORNE DISEASES IN
RURAL AREAS. FOR
CERTAINTY, ALSO ADD
WATER PURIFICATION
TABLETS, AVAILABLE
FROM CHEMIST SHOPS.

STOP-UP OUTLET
PIPE WITH A CORK

⊙ SOLDER IN A TAP, OR
OUTLET PIPE... OR USE A
DIPPER TO GET WATER OUT.

←--- STAND ON ROCKS.